







Features

-  10/100BaseT Ethernet port
-  1024KB flash disk onboard
-  Four high-speed TTL serial ports
-  Supports Wi-Fi, LCD, keypad, buzzer
-  Up to 32 I/O lines
-  Very compact (19x17x14mm)



About

While occupying miniscule 19x17mm on your PCB, the EM1202 BASIC-programmable embedded module retains most features of the much larger EM1000 device.

These include 100Base/T Ethernet, four serial ports, onboard flash, EEPROM, and 32 I/O lines that can be used to interface with external LCD, keypad, buzzer, and card readers.

Thanks to its miniature dimensions, the EM1202 can be conveniently used as a network front-end in automation, security, and data collection systems.

The EM1202 can also support Wi-Fi communications (this requires GA1000 add-on board).

Specifications

- Based on a high-performance purpose-built 88-MHz ASIC (T1000).
- 10/100BaseT auto-MDIX Ethernet port (no magnetics).
- Optional Wi-Fi interface (requires GA1000 add-on module).
- Four high-speed serial ports (CMOS-level):
 - Baudrates of up to 921,600bps;
 - None/even/odd/mark/space parity modes;
 - 7/8 bits/character modes;
 - Full-duplex mode with optional flow control;
 - Half-duplex mode with direction control;
 - Encoding and decoding of Wiegand and clock/data streams.
- Up to 1024KB flash memory for firmware, application, and data.
- 2KB EEPROM for data storage.
- Supports external LCD and keypad.
- Programmable square-wave output for external buzzer.
- Up to 32 general-purpose I/O lines (including 8 interrupt lines).
- Four control lines for status LEDs.
- Software-controlled onboard PLL.
- Reliable power-on/brown-out reset circuit.
- Power: 230mA @ 3.3V (100BaseT mode, PLL on).
- Dimensions: 17.1x19.1x14.6mm.
- Firmware is upgradeable through the serial port or network.

continued on next page

Programming

Platform Objects

- Sock — socket comms (up to 16 UDP, TCP, and HTTP sessions).
- Net — controls Ethernet port.
- WIn — handles Wi-Fi interface (requires GA1000 add-on module)
- Ser — up to 4 serial channels (UART, Wiegand, and clock/data modes).
- IO — handles I/O lines, ports, and interrupts.
- Lcd — controls graphical display panels (several types supported).
- Kp — scans keypads of matrix and “binary” types.
- Fd — manages flash memory file system and direct sector access.
- Stor — provides access to the EEPROM
- Romfile — facilitates access to resource files (fixed data).
- Pat — “plays” patterns on up to five LED pairs.
- Beep — generates buzzer patterns.
- Button — monitors MD line (setup button).
- Sys — in charge of general device functionality.

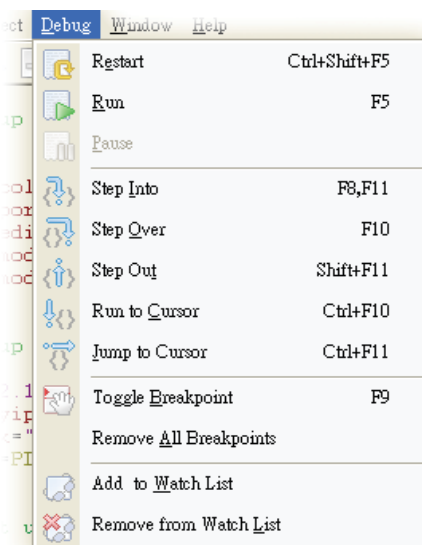
Function Groups

String functions (21 in total!), date/time conversion functions, and hash calculation functions (md5 and sha1).

Variable Types

Byte, char, integer (word), short, dword, long, real, string, plus user-defined arrays and structures.

Tibbo Integrated Development Environment (TIDE)



All BASIC-programmable Tibbo devices are provided with free TIDE software.

Code in Comfort

Enjoy a modern code editor supporting syntax highlighting, context help, code hinting, and auto-completion.

Debug with Ease

Set breakpoints, watch variables, inspect the stack, step through your code... the built-in debugger in Tibbo IDE provides all the tools for fast and convenient debugging.

Our debugger does not rely on any special hardware like an ICE machine or a JTAG board. Simply connect your Tibbo device to the Ethernet, select it in the IDE, and you are all set!

For more information on TIDE, see <http://basic.tibbo.com/product/tide.html>